

EST. 1820

SANDUSKY COUNTY, OHIO

NEWCOMER PACKET

# SANDUSKY COUNTY, OHIO

[www.sanduskycounty.org](http://www.sanduskycounty.org)  
**SCCVB**  
Sandusky County Convention  
& Visitors Bureau  
1-800-255-8070  
*Alive With History!*



SANDUSKY COUNTY IS HOME TO:

19TH PRESIDENT, RUTHERFORD B. HAYES  
OUR NATION'S FIRST PRESIDENTIAL LIBRARY



[www.sanduskycounty.org](http://www.sanduskycounty.org)



712 NORTH STREET - FREMONT, OHIO 43420

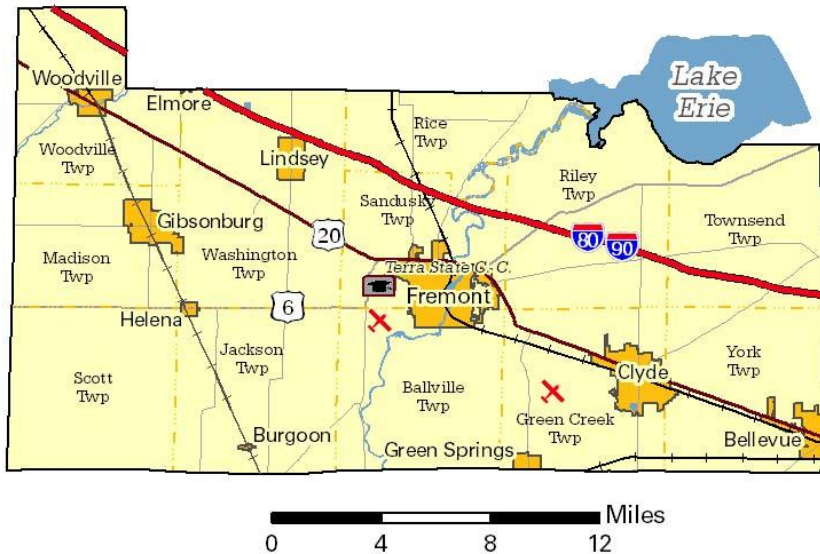
# Ohio County Profiles



Prepared by the Office of Research

## Sandusky County

**Established:** Act - April 1, 1820  
**2016 Population:** 59,330  
**Land Area:** 409.2 square miles  
**County Seat:** Fremont City  
**Named for:** Native American word meaning "cold water"



### Taxes

Taxable value of real property	\$1,186,170,360
Residential	\$736,356,830
Agriculture	\$244,568,600
Industrial	\$68,605,740
Commercial	\$136,570,520
Mineral	\$68,670
Ohio income tax liability	\$27,482,117
Average per return	\$966.18

### Land Use/Land Cover

	Percent
Developed, Lower Intensity	10.15%
Developed, Higher Intensity	1.72%
Barren (strip mines, gravel pits, etc.)	0.72%
Forest	6.16%
Shrub/Scrub and Grasslands	1.12%
Pasture/Hay	0.94%
Cultivated Crops	74.46%
Wetlands	3.67%
Open Water	1.06%

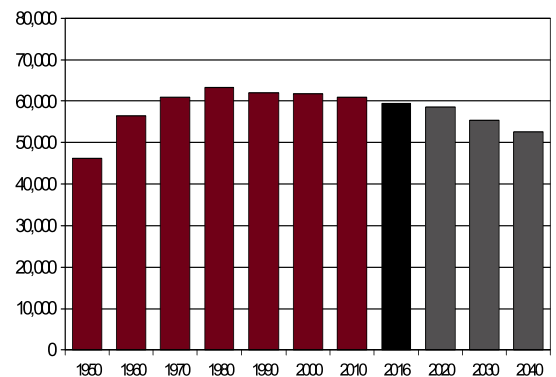
### Largest Places

	Est. 2016	Census 2010
Fremont city	16,309	16,734
Clyde city	6,221	6,325
Ballville twp	5,851	5,985
Bellevue city (part)	4,412	4,527
Sandusky twp	3,512	3,619
Green Creek twp	3,460	3,646
Gibsonburg vlg	2,542	2,581
York twp	2,432	2,532
Woodville vlg	2,064	2,135
Washington twp UB	1,727	1,795

UB: Unincorporated balance.

### Total Population

Census			Estimated		
1800		1910	35,171	2011	60,591
1810		1920	37,109	2012	60,492
1820	852	1930	39,731	2013	60,096
1830	2,851	1940	41,014	2014	59,915
1840	10,182	1950	46,114	2015	59,518
1850	14,305	1960	56,486	2016	59,330
1860	21,429	1970	60,983		
1870	25,503	1980	63,267		
1880	32,057	1990	61,963		
1890	30,617	2000	61,792		
1900	34,311	2010	60,944		
				<b>Projected</b>	
				2020	58,670
				2030	55,440
				2040	52,640



Population by Race	Number	Percent
ACS Total Population	60,187	100.0%
White	54,463	90.5%
African-American	2,041	3.4%
Native American	145	0.2%
Asian	212	0.4%
Pacific Islander	0	0.0%
Other	1,999	3.3%
Two or More Races	1,327	2.2%
Hispanic (may be of any race)	5,664	9.4%
<b>Total Minority</b>	<b>8,829</b>	<b>14.7%</b>

Educational Attainment	Number	Percent
Persons 25 years and over	41,263	100.0%
No high school diploma	4,195	10.2%
High school graduate	17,724	43.0%
Some college, no degree	9,354	22.7%
Associate degree	4,001	9.7%
Bachelor's degree	4,000	9.7%
Master's degree or higher	1,989	4.8%

Family Type by Employment Status	Number	Percent
Total Families	15,819	100.0%
Married couple, husband and wife in labor force	6,292	39.8%
Married couple, husband in labor force, wife not	2,133	13.5%
Married couple, wife in labor force, husband not	999	6.3%
Married couple, husband and wife not in labor force	2,243	14.2%
Male householder, in labor force	936	5.9%
Male householder, not in labor force	362	2.3%
Female householder, in labor force	2,011	12.7%
Female householder, not in labor force	843	5.3%

Household Income	Number	Percent
Total Households	23,626	100.0%
Less than \$10,000	1,652	7.0%
\$10,000 to \$19,999	2,876	12.2%
\$20,000 to \$29,999	2,628	11.1%
\$30,000 to \$39,999	2,746	11.6%
\$40,000 to \$49,999	2,585	10.9%
\$50,000 to \$59,999	2,238	9.5%
\$60,000 to \$74,999	2,494	10.6%
\$75,000 to \$99,999	3,046	12.9%
\$100,000 to \$149,999	2,521	10.7%
\$150,000 to \$199,999	481	2.0%
\$200,000 or more	359	1.5%
<b>Median household income</b>	<b>\$47,209</b>	

Population by Age	Number	Percent
ACS Total Population	60,187	100.0%
Under 5 years	3,544	5.9%
5 to 17 years	10,551	17.5%
18 to 24 years	4,829	8.0%
25 to 44 years	13,930	23.1%
45 to 64 years	17,357	28.8%
65 years and more	9,976	16.6%
<b>Median Age</b>	<b>41.3</b>	

Family Type by Presence of Own Children Under 18	Number	Percent
Total Families	15,850	100.0%
Married-couple families with own children	3,726	23.5%
Male householder, no wife present, with own children	755	4.8%
Female householder, no husband present, with own children	1,758	11.1%
Families with no own children	9,611	60.6%

Poverty Status of Families By Family Type by Presence Of Related Children	Number	Percent
Total Families	15,850	100.0%
Family income above poverty level	14,110	89.0%
Family income below poverty level	1,740	11.0%
Married couple, with related children	238	1.5%
Male householder, no wife present, with related children	221	1.4%
Female householder, no husband present, with related children	903	5.7%
Families with no related children	378	2.4%

Ratio of Income To Poverty Level	Number	Percent
Population for whom poverty status is determined	59,111	100.0%
Below 50% of poverty level	3,743	6.3%
50% to 99% of poverty level	4,715	8.0%
100% to 124% of poverty level	3,183	5.4%
125% to 149% of poverty level	3,304	5.6%
150% to 184% of poverty level	3,989	6.7%
185% to 199% of poverty level	1,544	2.6%
200% of poverty level or more	38,633	65.4%

Geographical Mobility	Number	Percent
Population aged 1 year and older	59,520	100.0%
Same house as previous year	52,969	89.0%
Different house, same county	4,223	7.1%
Different county, same state	1,696	2.8%
Different state	616	1.0%
Abroad	16	0.0%

Percentages may not sum to 100% due to rounding.

## Travel Time To Work

	Number	Percent
Workers 16 years and over	27,090	100.0%
Less than 15 minutes	12,077	44.6%
15 to 29 minutes	8,615	31.8%
30 to 44 minutes	4,046	14.9%
45 to 59 minutes	1,326	4.9%
60 minutes or more	1,026	3.8%

**Mean travel time** 19.9 minutes

## Housing Units

	Number	Percent
Total housing units	26,257	100.0%
Occupied housing units	23,626	90.0%
Owner occupied	17,523	74.2%
Renter occupied	6,103	25.8%
Vacant housing units	2,631	10.0%

## Year Structure Built

	Number	Percent
Total housing units	26,257	100.0%
Built 2010 or later	58	0.2%
Built 2000 to 2009	2,361	9.0%
Built 1990 to 1999	2,390	9.1%
Built 1980 to 1989	2,270	8.6%
Built 1970 to 1979	2,987	11.4%
Built 1960 to 1969	2,445	9.3%
Built 1950 to 1959	3,753	14.3%
Built 1940 to 1949	1,589	6.1%
Built 1939 or earlier	8,404	32.0%

**Median year built** 1958

## Value for Specified Owner-Occupied Housing Units

	Number	Percent
Specified owner-occupied housing units	17,523	100.0%
Less than \$20,000	749	4.3%
\$20,000 to \$39,999	712	4.1%
\$40,000 to \$59,999	790	4.5%
\$60,000 to \$79,999	2,478	14.1%
\$80,000 to \$99,999	2,953	16.9%
\$100,000 to \$124,999	2,679	15.3%
\$125,000 to \$149,999	2,088	11.9%
\$150,000 to \$199,999	2,773	15.8%
\$200,000 to \$299,999	1,640	9.4%
\$300,000 to \$499,999	512	2.9%
\$500,000 to \$999,999	109	0.6%
\$1,000,000 or more	40	0.2%

**Median value** \$110,100

## House Heating Fuel

	Number	Percent
Occupied housing units	23,626	100.0%
Utility gas	14,286	60.5%
Bottled, tank or LP gas	3,450	14.6%
Electricity	4,482	19.0%
Fuel oil, kerosene, etc	237	1.0%
Coal, coke or wood	513	2.2%
Solar energy or other fuel	581	2.5%
No fuel used	77	0.3%

Percentages may not sum to 100% due to rounding.

## Gross Rent

	Number	Percent
Specified renter-occupied housing units	6,103	100.0%
Less than \$100	62	1.0%
\$100 to \$199	150	2.5%
\$200 to \$299	299	4.9%
\$300 to \$399	263	4.3%
\$400 to \$499	614	10.1%
\$500 to \$599	947	15.5%
\$600 to \$699	1,141	18.7%
\$700 to \$799	878	14.4%
\$800 to \$899	411	6.7%
\$900 to \$999	432	7.1%
\$1,000 to \$1,499	300	4.9%
\$1,500 or more	152	2.5%
No cash rent	454	7.4%

**Median gross rent** \$634

Median gross rent as a percentage of household income 28.5

## Selected Monthly Owner Costs for Specified Owner-Occupied Housing Units

	Number	Percent
Specified owner-occupied housing units with a mortgage	10,758	100.0%
Less than \$400	82	0.8%
\$400 to \$599	629	5.8%
\$600 to \$799	1,477	13.7%
\$800 to \$999	2,540	23.6%
\$1,000 to \$1,249	2,280	21.2%
\$1,250 to \$1,499	1,619	15.0%
\$1,500 to \$1,999	1,329	12.4%
\$2,000 to \$2,999	684	6.4%
\$3,000 or more	118	1.1%

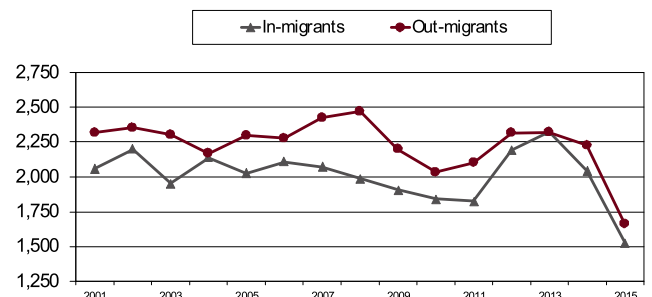
**Median monthly owners cost** \$1,071

Median monthly owners cost as a percentage of household income 21.0

## Vital Statistics

	Number	Rate
Births / rate per 1,000 women aged 15 to 44	695	66.4
Teen births / rate per 1,000 females 15-19	62	34.0
Deaths / rate per 100,000 population	657	1,100.9

## Migration





## Agriculture

Land in farms (acres)	181,440
Number of farms	737
Average size (acres)	246
Total cash receipts	\$135,258,000
Per farm	\$183,525
Receipts for crops	\$126,460,000
Receipts for livestock/products	\$8,797,000

## Education

Public schools buildings	25
Students (Average Daily Membership)	9,770
Teachers (Full Time Equivalent)	549.5
Expenditures per student	\$9,189
Graduation rate	96.2
Non-public schools	2
Students	492
4-year public universities	0
Branches	0
2-year public colleges/satellites	1
Private universities and colleges	0
Public libraries (Main / Branches)	2 / 3

## Transportation

Registered motor vehicles	74,097
Passenger cars	43,383
Noncommercial trucks	13,647
Total license revenue	\$2,099,145.75
Permissive tax revenue	\$440,112.50
Interstate highway miles	27.34
Turnpike miles	27.34
U.S. highway miles	63.16
State highway miles	112.60
County, township, and municipal road miles	925.81
Commercial airports	2

## Health Care

Physicians (MDs & DOs)	68
Registered hospitals	3
Number of beds	335
Licensed nursing homes	10
Number of beds	757
Licensed residential care	7
Number of beds	337
Persons with health insurance (Aged 0 to 64)	93.4%
Adults with insurance (Aged 18 to 64)	92.7%
Children with insurance (Aged Under 19)	95.1%

## Voting

Number of registered voters	39,691
Voted in 2016 election	28,688
Percent turnout	72.3%

## Communications

Television stations	0
Radio stations	2
Daily newspapers	2
Circulation	6,980
Weekly newspapers	0
Circulation	0

## Crime

Total crimes reported in Uniform Crime Report	1,339
Violent crime	47
Property crime	1,292
Arson	0

## Finance

FDIC insured financial institutions (HQs)	1
Assets (000)	\$806,659
Branch offices	20
Institutions represented	10

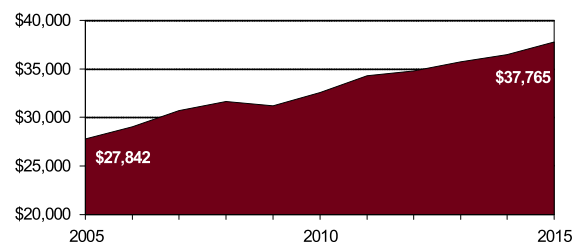
## Transfer Payments

Total transfer payments	\$535,997,000
Payments to individuals	\$522,058,000
Retirement and disability	\$210,618,000
Medical payments	\$240,700,000
Income maintenance (Supplemental SSI, family assistance, food stamps, etc)	\$39,928,000
Unemployment benefits	\$5,132,000
Veterans benefits	\$10,928,000
Federal education and training assistance	\$9,937,000
Other payments to individuals	\$4,815,000
Total personal income	\$2,253,785,000
Dependency ratio	23.8%
(Percent of income from transfer payments)	

## State Parks, Forests, Nature Preserves, Scenic Waterways, And Wildlife Areas

Areas/Facilities	16
Acreage	4,273.34

## Per Capita Personal Income



**Civilian Labor Force**

	2012	2013	2014	2015	2016
Civilian labor force	31,800	31,600	31,300	31,300	30,900
Employed	29,400	29,200	29,500	29,800	29,500
Unemployed	2,400	2,400	1,800	1,500	1,400
Unemployment rate	7.5	7.6	5.7	4.8	4.7

**Establishments, Employment, and Wages by Sector: 2015**

Industrial Sector	Number of Establishments	Average Employment	Total Wages	Average Weekly Wage
Private Sector	1,420	26,208	\$999,094,234	\$733
Goods-Producing	287	10,124	\$499,013,843	\$948
Natural Resources and Mining	26	187	\$5,594,576	\$575
Constuction	147	945	\$47,629,400	\$970
Manufacturing	114	8,993	\$445,789,867	\$953
Service-Providing	1,017	12,733	\$375,300,413	\$567
Trade, Transportation and Utilities	318	4,067	\$129,800,213	\$614
Information	14	121	\$4,962,335	\$787
Financial Services	107	873	\$36,902,961	\$813
Professional and Business Services	156	1,459	\$54,374,553	\$717
Education and Health Services	180	3,301	\$105,090,345	\$612
Leisure and Hospitality	141	2,174	\$27,812,947	\$246
Other Services	100	735	\$16,328,304	\$427
Federal Government		106	\$5,801,309	\$1,049
State Government		104	\$5,287,650	\$975
Local Government		3,140	\$113,691,019	\$696

Private Sector total includes Unclassified establishments not shown.

**Change Since 2010**

Private Sector	-1.0%	3.1%	16.0%	12.4%
Goods-Producing	-7.4%	9.5%	25.3%	14.5%
Natural Resources and Mining	-13.3%	-29.7%	-8.1%	30.7%
Construction	-10.9%	27.9%	63.6%	28.0%
Manufacturing	0.0%	9.4%	22.8%	12.2%
Service-Producing	1.5%	-1.9%	9.6%	11.8%
Trade, Transportation and Utilities	3.2%	5.3%	19.4%	13.5%
Information	7.7%	-14.2%	6.0%	23.7%
Financial Services	4.9%	11.1%	28.9%	16.1%
Professional and Business Services	0.6%	-16.5%	-0.5%	19.3%
Education and Health Services	14.6%	-3.3%	0.4%	3.7%
Leisure and Hospitality	-6.6%	-3.9%	7.7%	12.3%
Other Services	-13.0%	-4.7%	7.7%	13.0%
Federal Government		-17.2%	0.2%	20.6%
State Government		-3.7%	-4.5%	-0.9%
Local Government		6.8%	3.8%	-2.8%

**Business Numbers**

	2012	2013	2014	2015	2016
Business starts	68	59	52	57	50
Active businesses	980	985	962	942	846

**Major & Notable Employers**

Atlas Industries	Mfg
Bellevue Hospital	Serv
Crown Battery	Mfg
Eaton INOAC	Mfg
Fremont City Schools	Govt
Kraft Heinz	Mfg
International Automotive Component	Mfg
Memorial Hospital	Serv
Poly-Foam Int'l/Style Crest	Mfg
Revere Plastics Inc	Mfg
Sandusky County Government	Govt
Whirlpool Corp	Mfg

**Residential**

**Construction**

	2012	2013	2014	2015	2016
Total units	12	22	20	98	37
Total valuation (000)	\$1,816	\$3,863	\$3,319	\$9,840	\$6,773
Total single-unit bldgs	12	22	20	32	37
Average cost per unit	\$151,318	\$175,569	\$165,955	\$164,954	\$183,050
Total multi-unit bldg units	0	0	0	66	0
Average cost per unit	\$0	\$0	\$0	\$69,106	\$0

## Schools Located In Sandusky County

### Public Schools:

Bellevue City Schools	125 North Street, Bellevue	419-484-5000	<a href="http://www.bellevueschools.org">www.bellevueschools.org</a>
Clyde-Green Springs Schools	106 South Main Street, Clyde	419-547-0588	<a href="http://www.clyde.k12.oh.us">www.clyde.k12.oh.us</a>
Fremont City Schools	500 West State Street, Suite A, Fremont	419-332-6454	<a href="http://www.fremontschools.net">www.fremontschools.net</a>
Gibsonburg Schools	301 South Sunset Avenue, Gibsonburg	419-637-2479	<a href="http://www.gibsonburg.k12.oh.us">www.gibsonburg.k12.oh.us</a>
Lakota Local Schools	5200 County Road 13, Kansas	419-986-6650	<a href="http://www.lakota-sandusky.k12.oh.us">www.lakota-sandusky.k12.oh.us</a>
Sandusky County Board of DD	1001 Castalia Street, Fremont	419-332-9296	<a href="http://www.scbdd.org">www.scbdd.org</a>
Vanguard Tech Center	1220 Cedar Street, Fremont	419-332-2626	<a href="http://www.vsccl.k12.oh.us">www.vsccl.k12.oh.us</a>
Woodmore Local Schools	349 Rice Street, Elmore	419-862-1060	<a href="http://www.woodmoreschools.com">www.woodmoreschools.com</a>

### Private Schools:

Bishop Hoffman Catholic School	702 Croghan Street, Fremont	419-332-9947	<a href="http://www.bishop-hoffman.net">www.bishop-hoffman.net</a>
Harvest Temple Christian Academy	1022 South Main Street, Clyde	419-547-8251	<a href="http://www.htcaclyde.com">www.htcaclyde.com</a>
Immaculate Conception School	304 E. Main Street, Bellevue	419-483-6066	
	<a href="http://www.immaculateconceptionbellevue.org">www.immaculateconceptionbellevue.org</a>		
Solomon Lutheran School	305 West Main Street, Woodville	419-849-3600	<a href="http://www.solomonelementary.com">www.solomonelementary.com</a>
Temple Christian Academy	1150 Sandusky County Road 198, Fremont	419-332-7623	<a href="http://www.tafremont.org">www.tafremont.org</a>

### Pre-Schools:

ABC Academy of Fremont	151 South Taft Avenue, Fremont	419-332-2240	
Angie's Angels	1517 East State Street, Fremont	419-355-1713	
Harvest Templet Little Crusaders	1022 South Main Street, Clyde	419-547-8251	<a href="http://www.htcaclyde.com">www.htcaclyde.com</a>
Kids Are Us LLC	3307 Limerick Road, Clyde	419-547-6311	
Noah's Ark Nursery School	705 West State Street, Fremont	419-332-1558	
Rainbow Station Preschool & Daycare	120 South Park Avenue, Fremont	419-334-7173	
Sacred Heart Early Childhood Center	540 Smith Road, Fremont	419-332-7190	
Solomon Lutheran School	305 West Main Street, Woodville	419-849-3600	<a href="http://www.solomon-lutheran-school.com">www.solomon-lutheran-school.com</a>
St. Ann Little Blessings Child Care Center	1005 Baker Street, Fremont	419-332-6598, ext. 107	
St. John's Christian Preschool	209 Southwest Street, Bellevue	419-483-7072	
St. Paul's Christian Daycare	428 Kilbourne Street, Bellevue	419-483-3969	
Temple Tot Nursery School	1150 County Road 198, Fremont	419-332-5272	
Wee Care Preschool & Day Care Center	900 Smith Road, Fremont	419-332-9971	
WSOS Family Development Center	765 S. Buchanan Street, Fremont	419-334-8511	<a href="http://www.wsos.org">www.wsos.org</a>
YMCA Child Development Center	1000 North Street, Fremont	419-332-1531	<a href="http://www.atTheY.org">www.atTheY.org</a>

### College:

Terra State Community College	2830 Napoleon Road, Fremont	419-334-8400	<a href="http://www.terra.edu">www.terra.edu</a>
-------------------------------	-----------------------------	--------------	--

## **Sandusky County Community Resources**

### **City of Bellevue Administrative Offices**

City Centre, 3000 Seneca Industrial Parkway, Bellevue 44811  
419-484-8400/[www.cityofbellevue.com](http://www.cityofbellevue.com)

### **The Bellevue Hospital**

1400 West Main Street, Bellevue 44811  
419-483-4040/[www.bellevuehospital.com](http://www.bellevuehospital.com)

### **Bellevue Police Department**

3000 Seneca Industrial Parkway, Bellevue 44811  
419-483-4444/[www.cityofbellevue.com](http://www.cityofbellevue.com)

### **Bellevue Public Library**

224 East Main Street, Bellevue 44811  
419-483-4769/[www.bellevue.lib.oh.us](http://www.bellevue.lib.oh.us)

### **Birchard Public Library (includes Fremont, Gibsonburg, Green Springs and Woodville Branches)**

423 Croghan Street, Fremont 43420  
419-334-7101/[www.birchard.lib.oh.us](http://www.birchard.lib.oh.us)

### **Chamber of Commerce of Sandusky County**

215 Croghan Street, Fremont 43420  
419-332-1591/[www.scchamber.org](http://www.scchamber.org)

### **City of Clyde Administrative Offices**

222 North Main Street, Clyde 43410  
419-547-6898/[www.clydeohio.org](http://www.clydeohio.org)

### **Clyde Police Department**

222 North Main Street, Clyde 43410  
419-547-9555/[www.clydepolice.org](http://www.clydepolice.org)

### **Clyde Public Library**

222 West Buckeye Street, Clyde 43410  
419-547-7174/[www.clydelibrary.org](http://www.clydelibrary.org)

### **Community Health Services**

410 Birchard Avenue/\_\_\_Hayes Avenue, Fremont 43420  
419-334-3869/[www.fremontchs.org](http://www.fremontchs.org)

### **City of Fremont Administrative Offices**

323 South Front Street, Fremont 43420  
419-334-5900/[www.fremontohio.org](http://www.fremontohio.org)



**Fremont Police Department**

1141 West State Street, Fremont 43420  
419-332-6464/[www.fremontohio.org](http://www.fremontohio.org)

**Village of Gibsonburg Administrative Offices**

526 North Webster Street, Gibsonburg 43431  
419-637-2323/[www.gibsonburgohio.org](http://www.gibsonburgohio.org)

**Gibsonburg Police Department**

214 West Madison Street, #A, Gibsonburg 43431  
419-637-2143/[www.gibsonburgohio.org](http://www.gibsonburgohio.org)

**ProMedica Memorial Hospital**

715 South Taft Avenue, Fremont 43420  
419-332-7321/[www.promedica.org](http://www.promedica.org)

**Sandusky County Convention and Visitors Bureau**

712 North Street, Suite 102, Fremont 43420  
419-332-4470/[www.sanduskycounty.org](http://www.sanduskycounty.org)

**Sandusky County Department of Jobs and Family Services**

2511 Countryside Drive, Fremont 43420  
419-334-3891/[www.sanduskycountydjfs.org](http://www.sanduskycountydjfs.org)

**Sandusky County Health Department**

2000 Countryside Drive, Fremont 43420  
419-334-6377/[www.alwayschoosehealth.com](http://www.alwayschoosehealth.com)

**Sandusky County Park District**

1970 Countryside Place, Fremont 43420  
419-334-4495/[www.lovemyparks.com](http://www.lovemyparks.com)

**Sandusky County Sheriff's Office**

2323 Countryside Drive, Fremont 43420  
419-332-2613/[www.sandusky-county.com](http://www.sandusky-county.com)

**TRIPS (Sandusky County Public Transportation)**

2317 Countryside Drive, Fremont 43420  
419-332-8091/[www.wsos.org](http://www.wsos.org)

**United Way First Call For Help**

826 West State Street, Fremont 43420  
419-334-2720/[www.uwsandco.org](http://www.uwsandco.org)

**Veterans Service Office and Commission**

2511 Countryside Drive, Suite B, Fremont 43420  
419-334-4421

**Village of Woodville Administrative Offices**

530 Lime Street, Woodville 43469

419-849-2731/[www.villageofwoodville.com](http://www.villageofwoodville.com)

**Woodville Village Police Department**

219 West Main Street, Woodville 43469

419-849-3020/[www.villageofwoodville.com](http://www.villageofwoodville.com)

**WSOS Community Action Commission**

109 South Front Street, Fremont 43420

419-334-8911/[www.wsos.org](http://www.wsos.org)

**YMCA of Sandusky County**

1000 North Street, Fremont 43420

419-332-9622/[www.atTheY.org](http://www.atTheY.org)

## Utility Companies Serving Sandusky County

### Cable Television (available throughout the County)

Spectrum	New Customer	855-243-8892
	Customer Support	800-892-4357
Direct TV	New Customer	888-795-9488
	Customer Support	800-531-5000

### Electric

Bellevue:	Ohio Edison	800-633-4766
Clyde:	Clyde Light and Power	419-547-7742
Fremont:	AEP (most of the city)	800-672-2231
	Toledo Edison	800-447-3333
Gibsonburg:	Toledo Edison	800-447-3333
Woodville:	Village of Woodville Utilities	419-849-2731

### Natural Gas\*

Serves entire County:	Columbia Gas of Ohio	800-344-4077
-----------------------	----------------------	--------------

\* This is the gas delivery company. You may choose your gas supply company. For a list of available companies that serve your community, call the **Ohio Public Utilities Commission at 800-686-7826**.

### Trash and Recycling Services

Serves most of the County:	Republic Services	419-626-2454/800-234-3429
Woodville:	Buckeye Sanitation	419-637-7022

### Water

Bellevue:	Bellevue Utility	419-484-8400, ext. 2
Clyde:	Clyde Light and Power	419-547-7742
Fremont:	City of Fremont Water	419-334-8966
Gibsonburg:	Village of Gibsonburg Utility	419-637-2323
Woodville:	Village of Woodville Utilities	419-849-2731

## Churches Located In Sandusky County

### **Fremont**

Church of Christ	3361 West State Street	419-332-3189
Church of Christ of Apostolic Faith	1521 North Street	419-332-8935
Church of Jesus Christ of Latter-Day Saints	801 Smith Road	419-334-9962
Church of the Nazarene	1925 North Fifth Street	419-332-6427
East Fremont Baptist Church	1204 Kentucky Avenue	419-332-4508
East Side Presbyterian Church	1020 Kentucky Avenue	419-332-2531
Ebenezer Church of God & Christ	601 Bidwell Avenue	419-332-0535
Faith Evangelical Lutheran Church	1187 County Road 128	419-332-6820
Family Worship Center	120 East State Street	419-334-8353
First Baptist Missionary Church	1697 Dickinson Street	419-334-3929
First Brethren Church	2510 Hayes Avenue	419-332-0531
First Presbyterian Church	120 South Park Avenue	419-334-7171
First United Church of Christ	1500 Tiffin Road	419-332-3752
Fremont Alliance Church	936 North Brush Street	419-332-4392
Fremont Baptist Church	931 Everett Road	419-334-3479
Fremont Baptist Temple	1150 South County Road 198	419-332-7623
Grace Community Church	900 Smith Road	419-332-2623
Grace Lutheran Church	705 West State Street	419-332-1558
Greater Light Bible Fellowship	1525 Port Clinton Road, #G	419-332-9193
Greater St. James Church of God in Christ	629 North Sixth Street	419-332-5747
Hayes Memorial United Methodist Church	1441 Fangboner Road	419-334-2605
Heritage Church	216 South Park Avenue	419-332-6678
Jehovah's Witnesses	1509 Cedar Street	419-332-0343
Journey Church	565 South State Route 19	419-307-6787
Mount Calvary Baptist Church	816 South Street	419-332-0403
Mount Pleasant Baptist Church	927 Stilwell Avenue	419-332-4204
New Apostolic Church	817 Mulberry Street	419-280-9795
New Harvest Church	120 South Clover Street	419-333-8011
New Hope Vineyard Church	2507 Hayes Avenue	419-334-4673
New Life Community Church	104 West Cole Road	419-334-9809
Power of Faith Healing Ministry	204 North Wayne Street	419-307-4469
Primera Iglesia Menonita	949 Sandusky County Road 198	419-332-2811
River of Life Church of God	300 South Park Avenue	419-332-2001
Rivers of Living Water	604 Howland Street	419-334-7384
Sacred Heart Church	550 Smith Road	419-332-7339
Sanctuary Chapel Church	800 North Wood Street, #G	419-334-4919
St. Ann Catholic Church	1021 West State Street	419-332-7472
St. John's Lutheran Church	212 North Clover Street	419-332-7341
St. Joseph Parish	709 Croghan Street	419-334-2638
St. Mark Lutheran Church	902 East State Street	419-332-2162
St. Paul's Episcopal Church	206 North Park Avenue	419-332-3032
The Church on 53	1105 County Road 41	419-332-8273
Trinity Lutheran Church	3077 County Road 170	419-332-4582

Trinity United Methodist Church	204 North Wayne Street	419-332-5032
Triumph Foundation Church	622 Franklin Avenue	419-333-2273
Victory Church	2051 Oak Harbor Road	419-332-1527
Warren A.M.E. Church	304 Mulberry Street	419-332-1412

### **Bellevue**

Bellevue Alliance Church	1001 Monroe Street	419-483-0120
Bellevue Assembly of God	770 Kilbourne Street	419-483-5457
Bellevue Revival Center	113 Kern Street	419-484-4079
Faith Bible Church of Bellevue	400 Southwest Street	419-483-6024
First Baptist Church	4742 Prairie Road	419-483-5168
First Church of Christ Scientist	295 West Main Street	419-483-5854
First United Methodist Church	901 Northwest Street	419-483-4260
Immaculate Conception Church	231 East Center Street	419-483-3417
Kingdom Hall of Jehovah's Witnesses	865 North County Road 308	419-483-8958
Lyme Congregational Church	5451 State Route 113 East	419-483-8606
Providence Baptist Church	1000 West Gardner Street	419-483-2655
Seybert United Methodist Church	442 West Main Street	419-483-6535
Sorrowful Mother Shrine	4106 State Route 269	419-483-3435
St. Gaspar Del Bufalo	16209 County Road 46	419-483-3231
St. John's Lutheran Church	209 Southwest Street	419-483-5442
St. Paul's Episcopal Church	285 West Main Street	419-483-4628
St. Paul's United Church of Christ	428 Kilbourne Street	419-483-6490
York Chapel	2252 County Road 292	419-483-9976
Zion United Church of Christ	13525 Township Road 178	419-483-6658

### **Burgoon**

Burgoon United Methodist Church	3269 Main Street	419-986-5655
---------------------------------	------------------	--------------

### **Clyde**

Butternut Ridge Church of Christ	8952 Ohio Route 101	419-650-8237
Calvary Baptist Church	441 Duane Street	419-547-8457
Church of God	207 East Street	419-547-8076
Church of the Nazarene	148 White Street	419-547-8046
Clyde Baptist Church	1461 South Main Street	419-547-0435
Clyde Christian Church	206 South Main Street	419-547-9628
Clyde Gospel Hall Church	204 North Woodland Avenue	
Clyde Seventh Day Adventist Church	133 Washington Avenue	419-547-8634
First Baptist Church of Clyde	620 Brown Street	419-547-8190
First Freewill Baptist Church	929 North Main Street	419-547-6707
First Missionary Church	927 South Main Street	419-547-0724
First Presbyterian Church	113 West Forest Street	419-547-9874
First United Methodist Church	510 West Maple Street	419-547-0734
Harvest Baptist Temple	1022 South Main Street	419-547-8251



Mt Carmel United Methodist Church	4997 County Road 183	419-483-6507
Shiloh Missionary Baptist Chapel	985 County Road 220	419-547-1336
St. Mary Catholic Church	609 Vine Street	419-547-9610
St. Paul Lutheran Church	143 West Forest Street	419-547-9225

**Gibsonburg**

Faith United Methodist Church	795 West Madison Street	419-637-2131
First English Lutheran Church	5998 County Road 85	419-637-7562
Grace Brethren Chapel	1820 North State Route 590	419-665-4024
St. Michael's Church	317 East Madison Street	419-637-2255
Trinity United Methodist Church	200 East Madison Street	419-637-2159
Zion Evangelical Lutheran Church	500 South Brentwood Drive	419-637-2812

**Green Springs**

Calvary United Methodist Church	111 South Kansas Street	419-639-3881
Green Springs United Methodist Church	117 North Broadway Street	419-639-2100

**Helena**

Shiloh United Methodist Church	259 Main Street	419-638-2431
St. Mary Church (Millersville)	875 State Route 635	419-638-3042

**Lindsey**

Emmanuel Lutheran Church	3557 West Route 20	419-665-2428
Trinity United Methodist Church	231 South Maple Street	419-665-2262

**Vickery**

Good Shepherd Lutheran Church	1320 Sandusky County Road 268	419-547-9259
Vickery United Methodist Church	1477 County Road 268	419-547-9019

**Woodville**

Solomon Lutheran Church	305 West Main Street	419-849-3600
Trinity Assembly of God Church	722 College Avenue	419-849-2364
Woodville United Methodist Church	201 West First Street	419-849-2400

## Realtors in Sandusky County

### **Fremont**

Bolte Real Estate  
906 West State Street, Fremont 43420  
419-334-3821/[www.bolterealty.com](http://www.bolterealty.com)

Century 21 Premiere Properties  
308 East State Street, Fremont 43420  
419-668-2100/[www.century21.com](http://www.century21.com)

Gabel and Associates Realty  
808 Croghan Street, Fremont 43420  
419-333-1000/[www.gabelrealty.com](http://www.gabelrealty.com)

Howard Hanna Real Estate Services  
426 Croghan Street, Fremont 43420  
419-332-4000/[www.howardhanna.com](http://www.howardhanna.com)

Jack Bradley Realty  
419-332-8821/[www.jackbradleyrealty.com](http://www.jackbradleyrealty.com)

New Ways Property Solutions LLC  
531 Delmar Lane, Fremont 43420  
419-603-3470

Northcoast4Rent  
905 West State Street, Fremont 43420  
567-855-5314

Polter Real Estate  
205 South Front Street, Fremont 43420  
419-333-8510/[www.polterrealestate.com](http://www.polterrealestate.com)

Wendt Key Team Realty  
1403 West State Street, Fremont 43420  
419-333-8326/[www.wendtkeyteamrealty.com](http://www.wendtkeyteamrealty.com)

### **Bellevue**

Howard Hanna Realty  
114 East Main Street, Bellevue 44811  
419-483-6620/[www.howardhanna.com](http://www.howardhanna.com)

John Fenn Realty  
101 West Main Street, Bellevue 44811  
419-483-5600/[www.johnfennrealty.com](http://www.johnfennrealty.com)

**Clyde**

Baker-Bonningson Realty  
1570 West McPherson Highway, Clyde 43410  
419-547-7777/[www.bakerbonningson.com](http://www.bakerbonningson.com)

Bolte Real Estate  
101 South Main Street, Clyde 43410  
419-547-3800/[www.bolterealty.com](http://www.bolterealty.com)

Keller Williams Chervenik Realty  
101 North Main Street, Clyde 43410  
419-334-1671

Walt Meggit Realty  
410 East Maple Street, Clyde 43410  
419-547-9544

## **RENTAL HOUSING OPTIONS**

*The following information is provided by the WSOS Community Action Commission, Inc., which is a resource for a variety of programs that address basic needs and community issues. For more information about this agency and its programs, call 419-334-8911/800-775-9767 or visit the website [www.wsos.org](http://www.wsos.org).*

### **RENTAL HOUSE HUNTING TIPS:**

1. Check in the classified section of local newspapers for any additional current listings.
2. Ask family, friends, co-workers, and others if they know of rental vacancies or local rental options.
3. Ask any landlords you contact if they know of any other landlords who might have available rental properties.
4. Drive around the community looking for “For Rent” signs. If no contact phone listing is offered, take down the address. Contact the Sandusky Tax Map Office and ask for the owner of the property. Try to search for a phone listing under the owner’s name.
5. Consider placing an ad in area Newspapers under the “Want to Rent” listings.
6. Contact local Realtors to inquire if they have, or know of, any rental listings.

### **RENTAL ASSISTANCE**

The HUD Rental Subsidy Program is located locally at:

**Sandusky Metropolitan Housing Authority**

1358 Mosser Drive, Fremont, Ohio 43420  
419-334-4426

Hours: 8:00 am – 12:15 pm and 1:00 pm – 4:00 pm, Monday, Tuesday and Thursday

The Housing Authority *may* be able to assist with a portion of your monthly rent *if*:

- You are income eligible.
- Your name comes up to the top of the list. (You will usually be first placed on a waiting list.)
- You find a rental unit and the unit passes inspection.
- Your landlord is willing to agree to certain regulations.

The Sandusky Metropolitan Housing Authority WILL NOT find housing for you. Please contact the Authority for more information about its programs.

## **PUBLIC LANDLORD AND RENTAL HOUSING LIST**

*This Public Landlord List has been compiled to assist potential renters with their housing search and as a way to assist Landlords in advertising their units. All listings are public knowledge and only Landlords that have four or more units are currently being listed. Landlords with one or two units typically experience fewer turnovers and will often use area newspapers to advertise those units. **Updates to this list are made annually.***

### **BELLEVUE**

#### **Belmont Estates Apartments**

200 Steeplechase Avenue, Bellevue 44811  
419-448-0116 (Property Manager)

#### **Bryn Mawr Apartments**

121 Thomas Drive, Bellevue 44811  
419-484-3070

*Income Based Housing*

#### **Geary Rentals, LLC**

130 Arlington Drive, Bellevue 44811  
419-217-8637

#### **Kurtiss Hirt/KRH Real Estate**

200 West Main Street, Bellevue 44811  
419-483-7000

*Multiple Listings*

#### **Nickel Plate Plaza**

975 Monroe Street, Bellevue 44811  
419-483-4358

#### **Rotary Commons**

259 Northwest Street, Bellevue 44811  
419-483-1590

*Senior/Disabled Housing*

### **CLYDE**

#### **Laurel Greene Apartments**

201 East Commerce Drive, Clyde 43410  
419-547-8889

#### **Laurelhurst Apartments**

900 North Woodland Avenue, Clyde 43410  
419-547-3700

*Senior/Disabled Housing*

#### **Park Place Apartments/WT Realty**

Location: 98 Rawlings Way, Clyde 43410  
419-334-8222 - Application Office: 1528 North Street, Fremont 43420



**Somerton Apartments**

236 Hickory Street, Clyde 43410

419-547-8748

*Income Based Housing*

**FREMONT****Bethany Place Senior Apartment Community**

916 North Street, Fremont 43420

419-334-5500

*Senior Housing*

**Bethesda View Apartments**

540 North Brush Street, Fremont 43420

419-355-0206

*Senior/Disabled Income Based Housing*

**Casa Nueva Apartments**

1606 Dickinson Street, Fremont 43420

419-334-3448

*Income Based Housing*

**Courtwood Apartments LLC**

202 North Wood Street, Fremont 43420

419-680-2549

**Daywood Apartments**

1358 Mosser Drive, Fremont 43420

419-334-4426

*Income Based Housing*

**Delaware Acres Apartments**

725 South Buchanan Street, Fremont 43420

419-334-9558

*Income Based Housing*

**Eagle Manor Apartments**

913 Quail Drive, Fremont 43420

419-334-9908

*Income Based Housing*

**Fort Stephenson House**

600 West State Street, Fremont 43420

419-334-9586

*Senior/Disabled Income Based Housing*

**Fremont Manor Apartments/WT Realty**

Apartment Location: 1355 Mosser Drive

419-334-8222 – Realty Location: 1528 North Street, Fremont 43420

**Hayes Manor/Hayes Meadow Apartments**

914 Quail Drive, Fremont 43420

419-334-9908

*Income Based Housing*

**Hirt Realty**

Office: 1525 Port Clinton Road, Suite C, Fremont 43420  
419-334-6080

**Janel Terrace Apartments**

315 Bidwell Avenue, Fremont 43420  
419-334-4991

*Senior/Disabled Income Based Housing*

**Laurel Court Apartments**

125 St. Paul Drive, Fremont 43420  
419-334-2787

**Leewood Place/WODA Properties**

12 Webster Street, Fremont 43420  
419-332-1300

**Northcoast 4 Rent**

905 West State Street, Fremont 43420  
567-855-5314

**Ross Park Apartments/WT Realty**

1528 North Street, Fremont 43420  
419-334-8222

**West Side Manor Apartments**

615 Croghan Street, Suite 100, Fremont 43420  
419-332-2337

**GIBSONBURG**

**Lutheran Meadow Apartments**

100 Meadow Lane, Gibsonburg 43431  
419-637-4400

*Senior/Disabled Income Based Housing*

**Quarry Village Apartments**

735 South Main Street, Gibsonburg 43431  
419-637-7214

**WOODVILLE**

**Bob Bruning Realty**

College Avenue, Woodville 43469  
419-287-4484/419-287-4943

**OTHER**

**KRH Real Estate**

419-333-3333 or [krhrentals@gmail.com](mailto:krhrentals@gmail.com)

*Apartments available in Fremont and Bellevue communities*

**Terry McGrady**

[www.fremont4rent.net](http://www.fremont4rent.net) (contact Landlord for availability)

*Multiple Listings*

**Leonard Schneider**

419-680-6600 (contact Landlord for availability)

*Multiple Listings*

## **Assisted Living Facilities in Sandusky County**

### **Bethany Place Senior Apartment Community/Assisted Living**

916 North Street, Fremont 43420

419-334-5500

### **Clyde Gardens Place**

700 Coulson Street, Clyde 43410

419-547-7746

### **Elmwood Assisted Living and Skilled Nursing of Fremont**

1545 Fangboner Road, Fremont 43420

419-332-6533/[www.elmwoodcommunities.com](http://www.elmwoodcommunities.com)

### **Elmwood Assisted Living in Green Springs**

430 North Broadway Street, Green Springs 44836

419-639-2581/[www.elmwoodcommunities.com](http://www.elmwoodcommunities.com)

### **Orchard Grove Assisted Living**

670 Flat Rock Road, Bellevue 44811

419-484-1111

### **Rutherford House**

805 Buchanan Street, Fremont 43420

419-334-6962